



# College & Career: Every Student Graduates Ready for College and Careers

## Goal 4 - Keystone Proficiency


School Code | 3318 School Name | Freire Charter School

**Goal 4:** The percentage of students who are proficient on all three state high school assessments (Algebra, Literature, and Biology) by the end of their 11th grade year will grow from 26.1% in August 2019 to 52.0% by August 2026.

### % of 11th Graders Proficient on Algebra, Biology, & Literature Keystones

**All Students**, 116 students

**Score: 40.5 %**



**2021-2022 Target: 31.7 %**

8.8 pts above target

**2025-2026 Goal: 52.0 %**

-11.5 pts from target

MEETING

no data prior year



- Meeting Target
- Not Meeting Target

**American Indian / Alaskan Native**

Insufficient Sample

**Asian**

Insufficient Sample

**Black / African American**, 111 students

**Score: 41.4 %**

9.7 pts above target

MEETING

no data prior year



**Hispanic / Latino**

Insufficient Sample

**Multi Racial / Other**

Insufficient Sample

**Native Hawaiian / Pacific Islander**

Insufficient Sample

**White**

Insufficient Sample

**English Learners**

Insufficient Sample

**Students with IEPs**, 30 students

**Score: 6.7 %**

-25.0 pts from target

NOT MEETING

no data prior year



**Economically Disadvantaged**, 88 students

**Score: 44.3 %**

12.6 pts above target

MEETING

no data prior year



# College & Career: Every Student Graduates Ready for College and Careers

## Goal 5 - Career and Technical Education

## Graduation and College Readiness

School Code | 3318 School Name | Freire Charter School

**Goal 5:** The percentage of Career and Technical Education (CTE) students who pass an industry standards-based competency assessment by the end of their 12th grade year will grow from 54.5% in August 2019 to 80.0% in August 2026.

### % of 12th Grade CTE Students Meeting Industry Standards

#### All Students

Data Unavailable

### AP, IB, or Dual Enrollment Course Metrics

10.2 %

*% of Students Meeting Standard on AP Exam, on IB Exam, or in Dual Enrollment Course by End of 12th Grade*

24.1 %

*% of Students Participating in but Not Meeting Standard on AP Exam, IB Exam, or Dual Enrollment Course by the End of 12th Grade*

65.7 %

*% of Students Not Participating in AP Exam, IB Exam, or Dual Enrollment Course by the End of 12th Grade*

### Other Key Metrics

81.7 %

*Ninth-Grade On-Track Rate*

56.5 %

*First-Fall Matriculation*

69.4 %

*% of Students Completing the FAFSA by End of 12th Grade*

- Meeting Target
- Not Meeting Target

# College & Career: Every Student Graduates Ready for College and Careers

## Graduation and College Readiness

School Code | 3318 School Name | Freire Charter School

### Four-Year Cohort Graduation Rate

All Students, 106 students

**Score: 94.3 %**



**2021-2022 Target: 87.7 %**  
6.6 pts above target

**2025-2026 Goal: 90.0 %**  
4.3 pts above target



- Meeting Target
- Not Meeting Target

American Indian / Alaskan Native

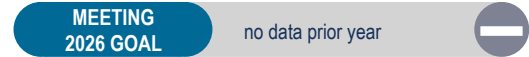
Insufficient Sample

Asian

Insufficient Sample

Black / African American, 96 students

**Score: 94.8 %**  
7.1 pts above target



Hispanic / Latino

Insufficient Sample

Multi Racial / Other

Insufficient Sample

Native Hawaiian / Pacific Islander

Insufficient Sample

White

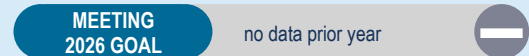
Insufficient Sample

English Learners

Insufficient Sample

Students with IEPs, 32 students

**Score: 93.8 %**  
6.1 pts above target



Economically Disadvantaged

Insufficient Sample

# College & Career: Every Student Graduates Ready for College and Careers

## Graduation and College Readiness

School Code | 3318 School Name | Freire Charter School

### Four-Year Cohort Drop-Out Rate

### Four-Year Cohort Continuation Rate

#### All Students

1 out of 106 students

Score: 0.9%

#### All Students

5 out of 106 students

Score: 4.7%

#### American Indian / Alaskan Native

Insufficient Sample

#### American Indian / Alaskan Native

Insufficient Sample

#### Asian

Insufficient Sample

#### Asian

Insufficient Sample

#### Black / African American

1 out of 96 students

Score: 1.0%

#### Black / African American

4 out of 96 students

Score: 4.2%

#### Hispanic / Latino

Insufficient Sample

#### Hispanic / Latino

Insufficient Sample

#### Multi Racial / Other

Insufficient Sample

#### Multi Racial / Other

Insufficient Sample

#### Native Hawaiian / Pacific Islander

Insufficient Sample

#### Native Hawaiian / Pacific Islander

Insufficient Sample

#### White

Insufficient Sample

#### White

Insufficient Sample

#### English Learners

Insufficient Sample

#### English Learners

Insufficient Sample

#### Students with IEPs

0 out of 32 students

Score: 0.0%

#### Students with IEPs

2 out of 32 students

Score: 6.3%

#### Economically Disadvantaged

Insufficient Sample

#### Economically Disadvantaged

Insufficient Sample

# Climate, Culture & Opportunity

## Guardrail 1 - Welcoming and Supportive Schools

School Code | 3318 School Name | Freire Charter School

**Guardrail 1:** Every school will be a safe, welcoming and healthy place where our students, staff and community want to be and learn each day. This means that our schools will be: 1) environmentally safe and clean; and 2) spaces with inclusive climates that provide students with access to robust social, emotional, and mental health supports.

School Climate Score	School Climate Survey		
Insufficient Sample	Insufficient Sample <i>Student Rating</i>	8.7/10 <i>Parent Rating</i>	Insufficient Sample <i>Teacher Rating</i>
School Instruction Score	School Instruction Survey		
Insufficient Sample	Insufficient Sample <i>Student Rating</i>	7.7/10 <i>Parent Rating</i>	Insufficient Sample <i>Teacher Rating</i>

- Meeting Target
- Not Meeting Target

 **Not Applicable**



School Has at Least 2 Behavioral/Mental Health Support FTEs per 500 Students

# Climate, Culture & Opportunity

## Guardrail 1 - Welcoming and Supportive Schools

School Code | 3318 School Name | Freire Charter School

**Guardrail 1:** Every school will be a safe, welcoming and healthy place where our students, staff and community want to be and learn each day. This means that our schools will be: 1) environmentally safe and clean; and 2) spaces with inclusive climates that provide students with access to robust social, emotional, and mental health supports.

% of Students Attending at Least 95% of Instructional Days	% of Students Attending	
<p><b>All Students: 522 Students</b></p> <p style="text-align: center;"><b>Score: 32.2 %</b></p>  <p>2021-2022 Target: 52.9 % -20.7 pts from target</p> <p>2025-2026 Goal: 60.0 % -27.8 pts from target</p> <p><b>NOT MEETING</b> no data prior year</p>	<p><b>Greater Than 95% of Instructional Days</b> 32.2 %</p>	<p><b>90-95% of Instructional Days</b> 28.5 %</p>
<p><b>All Students: 522 Students</b></p> <p style="text-align: center;"><b>Score: 60.7 %</b></p>  <p>2021-2022 Target: 82.3 % -21.6 pts from target</p> <p>2025-2026 Goal: 94.0 % -33.3 pts from target</p> <p><b>NOT MEETING</b> no data prior year</p>	<p style="text-align: center;"><b>Additional Metrics</b></p>	
	<p><b>Not Applicable</b></p> <p>% of Teachers Attending at Least 95% of Work Days (Cumulative)</p>	<p><b>Not Applicable</b></p> <p>Teacher Annual Retention</p>
	<p><b>Not Applicable</b></p> <p>% of Teachers Receiving a Proficient MMS Rating</p>	<p><b>Not Applicable</b></p> <p>% of Teachers Receiving a Distinguished MMS Rating</p>

- Meeting Target
- Not Meeting Target

# Climate, Culture & Opportunity

## Guardrail 2 - Enriching and Well-rounded School Experiences

## Guardrail 3 - Partnering with Parents / Family Members

School Code | 3318 School Name | Freire Charter School

**Guardrail 2:** Every student will have a well-rounded education with co-curricular opportunities, including arts and athletics, integrated into the school experience.

**Guardrail 3:** Every parent and guardian will be welcomed and encouraged to be partners in their child's school community.

### % of Students Participating in Co-Curricular / Athletics Activities

*% of Students  
Participating in Co-  
Curricular / Athletics  
Activities*

**Data Unavailable**

### School Relationship Score

**Score: 7.7**



**2021-2022 Target: 8.0**

*-0.3 pts from target*

**NOT MEETING**

no data prior year



### Additional Metrics

**Not Applicable**



*School Has a SAC/Parent Advisory Group*

**Not Applicable**



*School Has a SAC/Parent Advisory Group That Meets Regularly*

**Not Applicable**



*Number of SAC/Parent Advisory Group Meetings*

- Meeting Target
- Not Meeting Target



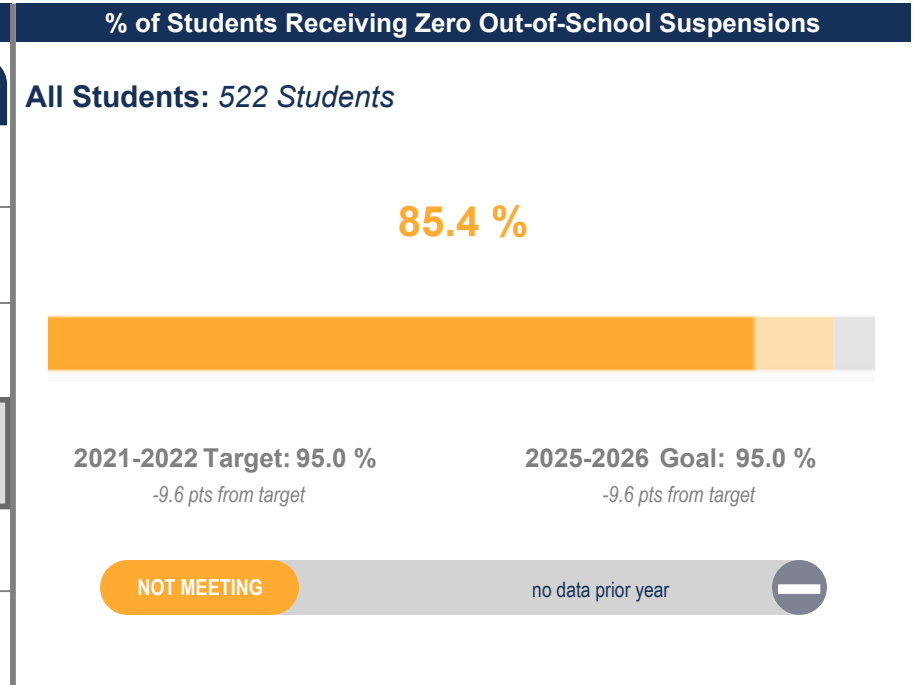
# Climate, Culture & Opportunity

## Guardrail 4 - Addressing Racist Practices

School Code | 3318 School Name | Freire Charter School

**Guardrail 4:** Our students' potential will not be limited by practices that perpetuate systemic racism and hinder student achievement.

Suspension Disproportionality		
	% of Enrollment (Total Enrollment)	% of Suspensions Given to Each Subgroup
All Students	(509)	
American Indian / Alaskan Native	0.2 % (1)	0.0 %
Asian	0.2 % (1)	0.0 %
<b>Black / African American</b>	<b>93.3 % (475)</b>	<b>96.9 %</b>
Hispanic / Latino	2.6 % (13)	2.1 %
Multi Racial / Other	3.5 % (18)	1.0 %
Native Hawaiian / Pacific Islander	0.0 % (0)	0.0 %
White	0.2 % (1)	0.0 %
English Learners	1.2 % (6)	0.0 %
Students with IEPs	29.1 % (148)	46.4 %
Economically Disadvantaged	73.7 % (375)	76.3 %



### Disproportionality in AP, IB, and Dual Enrollment Courses

All Students	Black / African American	Hispanic / Latino
36.1 %	36.0 %	50.0 %

- Meeting Target
- Not Meeting Target